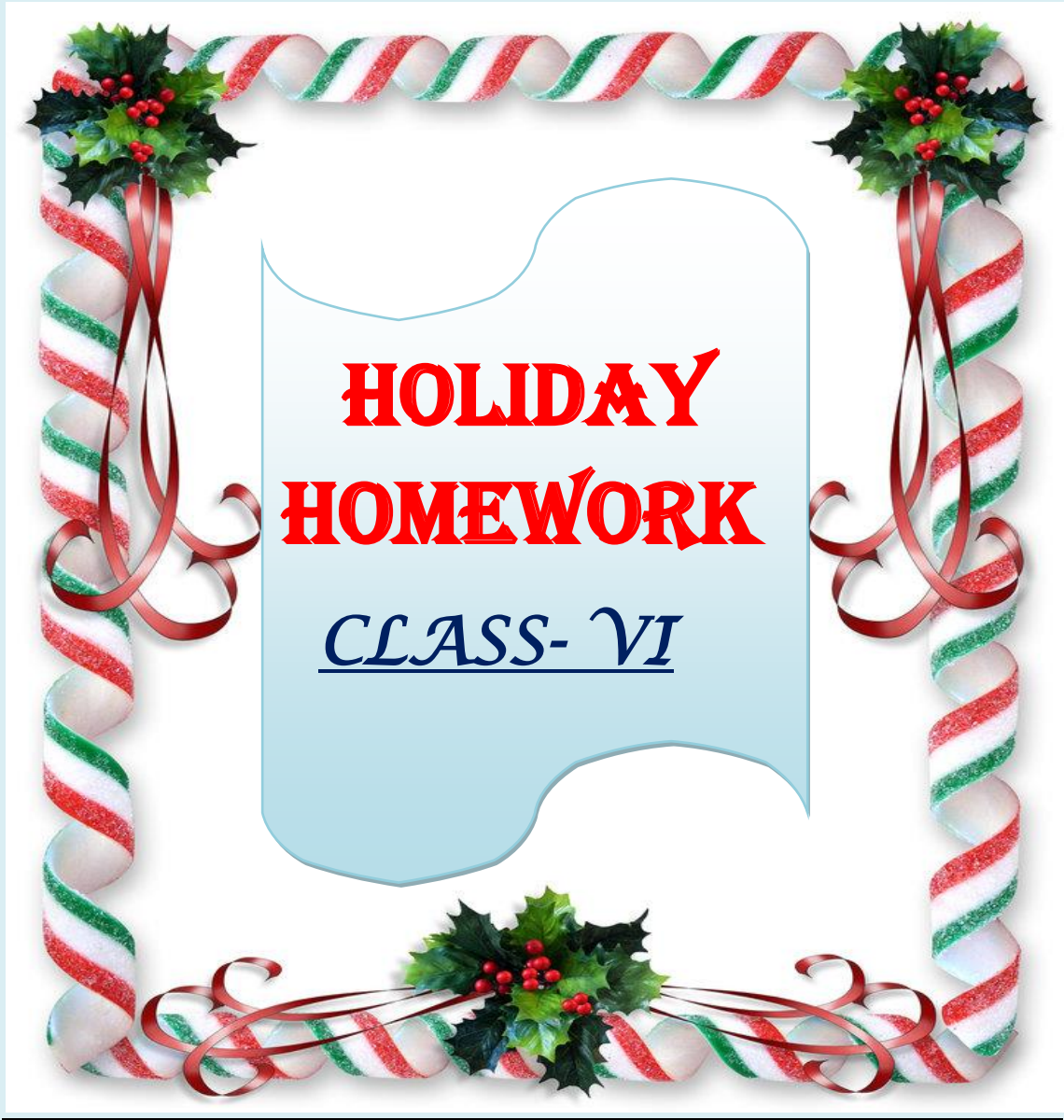


ROCKFORD CONVENT SR. SEC. SCHOOL



Forward Ever to Serve



HOLIDAY HOMEWORK

CLASS- VI

ROCKFORD CONVENT SR. SEC. SCHOOL

HOLIDAY HOMEWORK CLASS - VI

ENGLISH

Your holiday homework this year is a fun mix of all the aspects of the language . It has been designed to ensure that you enjoy and learn at the same time.

1. Read the famous book 'The story of my life' by 'Helen Keller'.

- Write a short summary of the story (75 words) and name the main characters.
 - Choose 10 interesting adjectives and 10 adverbs from the book and find their dictionary meaning.
 - Find one synonym and one antonym for all the 20 words.
 - Make interesting sentences using any 10 words.
 - Present your work creatively.
- (Use an A-4 size sheets to do this project)

2. Make a display card of A-4 size sheet.

- (a) Use an A-4 size pastel sheet of green, yellow or light blue colour.
- (b) Paste the picture of the following author- O Henry & William Shakespeare.
- Below it
provide the following information:
- Date of birth
 - Popular works
 - Awards received
- (c) Laminate the card & present it beautifully.

3. Make a beautiful bookmark for your English book. Decorate it and write a famous quotation by a well known poet or author.

4. Do MODULE 1 (Reading) Pg. 1 to 48 in BBC book.

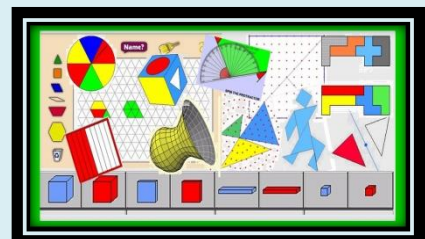
- Do Pg 55,57,59,61,63 (Q.2 in each page) in BBC book.
- Do Pg. 103,105,107,109,110,111,112 in BBC book.
- Do Pg. 181,183,185,187,188,189,190 in BBC book.

5. Read 10 stories and write down the summary of stories in a separate notebook .



MATHEMATICS

- ❖ Do Chapter 1 (Knowing Our Numbers) from NCERT Book (in a separate notebook)
- ❖ Do Chapter 2 (Whole Numbers) from NCERT Book
- ❖ Make mind map on Chapter-9 (Basic Geometrical Ideas)
- ❖ Do Maths Lab Manual from
 - a) Chapter 2 (Whole Numbers)
 - b) Chapter 9 (Basic Geometrical Ideas)



Hindi

- १ प्रतिदिन एक पेज सुलेख लिखिए ।
- २ अभ्यास पुस्तिका (कॉपी) में करवाया गया समस्त कार्य याद करके लिखो ।
- ३ इन ग्रीष्मावकाश में आप कहाँ घूमने जाएँगे उसके बारे में A- 4 साईज शीट पर लिखो ।
- ४ विभिन्न देशों के नाम लिखकर उनकी बोली जाने वाली भाषाओं का चार्ट बनाइए ।
- ५ स्वर और व्यंजन वर्णों की अलग-अलग सूचियाँ A-4 साईज शीट पर बनाइए ।
- ६ रोल न - 1 से 10 तक सर्वनाम का चार्ट बनाइए ।
रोल न -11 से 20 तक विशेषण का चार्ट बनाइए ।
रोल न - 21 से 30 तक कारक का चार्ट बनाया ।

SCIENCE

A) Make a project on "Deficiency diseases". Make a proper handmade folder to keep the project work. Present your work creatively.

B) Answer the following questions:- (in a class notebook)

- 1) What is the difference between herbivores ,carnivores and omnivores?
- 2) What is sprouting ? Give examples.
- 3) Explain food with examples.
- 4) Name two plants whose leaves are eaten as food.
- 5) Name the solution used to test the presence of starch in food.
- 6) What is a balanced diet ?
- 7) Write the symptoms of anemia.
- 8) What are the two types of fibres? Give examples
- 9) What is a loom ?Write the difference between handloom and power loom.
- 10) What is weaving and knitting ?
- 11) State the uses of cotton and jute.
- 12) Name two items that are made from cotton fibres.



LAB MANUAL WORK

Complete experiment no. 1 and 4 in Lab Manual book.

WORKING MODEL :- Build a working model of Lungs. (Roll no - 1 to 15)
Build a working model of Wind Mill (Roll no - 16 to 30)

LEARNING WORK

Learn the following chapters:-

- Chapter 1 Food: where does it comes from?
- Chapter 2 Components of food
- Chapter 3 Fibre to fabric

SOCIAL STUDIES

Your holiday homework has been designed to ensure that you enjoy and learn at the same time.

1. Make at least 10 short questions from each chapters and learn them. (In a separate notebook)

History-

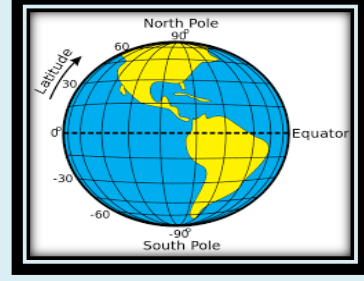
1. What , Where, When and How?
2. The Earliest Societies
3. The First Farmers and Herders

Geography -

1. Earth in the solar System
2. Globe, Latitudes and Longitudes
3. Maps and their Components

Civics-

1. Understanding Diversity
2. Diversity and Discrimination



2. Let's discover India by exploring more about it. You have to select any state of India and then you just need to describe all the geographical information. (In A-4 Sheet)

3. Learn the entire chapters which we have done till May for the Periodic Test-1.

G.K

1. Make a family tree and paste passport size pictures of each member on an A4 size sheet .
2. Collect the information about sea animals and paste the pictures.
- 3 Write 20 good thoughts on a chart paper .
4. Paste pictures of ten great Indian leaders of India and write few lines about them.
5. Do page no.12, 48, 49, 50 in your book.
6. Learn lessons 1 to 10.

SANSKRIT

1. शरीर के अंगों के नाम संस्कृत में लिखकर उनका वर्ण- विच्छेद कीजिए तथा उनके समक्ष अकारान्त या आकारान्त लिखिए ।
- 2- 1 से 50 तक संस्कृत में गिनती लिखिए ।
- 3- संस्कृत मे एक कविता लिखिए ।
4. शब्दरूपाणि । (यह शब्द लिखने हैं)
(राम ,लता ,फलम् ,मातृ ,मधु , वारी , अस्मद् ,युस्मद्)
- 5.संस्कृत मे प्रतिदिन एक पेज सुलेख लिखिए ।

COMPUTER

Total marks to be awarded - (20)

Written Assignment :- (Solve in computer notebook) (10 Marks)

Q1. Fill in the blanks :-

- a) The combination of hardware and software is called _____.
- b) 8 bits = _____.
- c) The first mechanical computer was invented by _____.
- d) The storage of data to the web via Internet. _____.
- e) The storage capacity of hard disk is measured in _____ or _____.
- f) _____ to store movies , music and data up to 25 GB .



Q2. Write the full forms :-

- a) ENIAC _____ b) ROM _____ c) CPU _____ d) ALU _____
- e) RAM _____ f) MMC _____ g) BIOS _____ h) BD _____

Q3. Guess Who am I :-

- a) I am a group of 4 bits. _____
- b) I am the first microprocessor chip invented by Intel. _____
- c) I am the creator of Linux operating system. _____
- d) I am the non volatile memory of the computer. _____
- e) I am the file management application in window 10. _____



Project Work :-

(10 Marks)

Create a Poster on " Water Pollution " using Ms - Word .

The task requires students to:-

- Collect the pictures, information about the topic from the internet.
- Give appropriate background to the Poster .
- Save the poster with the name of " Water Pollution " & mail it on "soniabhalla2004@yahoo.com"
- Date of Submission – 25th June 2019

Learning Work :-

- ❖ Learn full syllabus for PT-1 Exams.
- ❖ Syllabus of PT-1 is - (Ch - 1 & 2)



ART & CRAFT

CLASS: VI

Aesthetics Art:

Do below mentioned page numbers on half imperial size of cartridge sheets.

Page No- 28,29,51,52,53,54

*Make a beautiful portrait of our freedom fighter "Chandra Sekhar Azaad" on half imperial size of cartridge sheet.
(Sketching & Shading)*





Happy

Holidays